

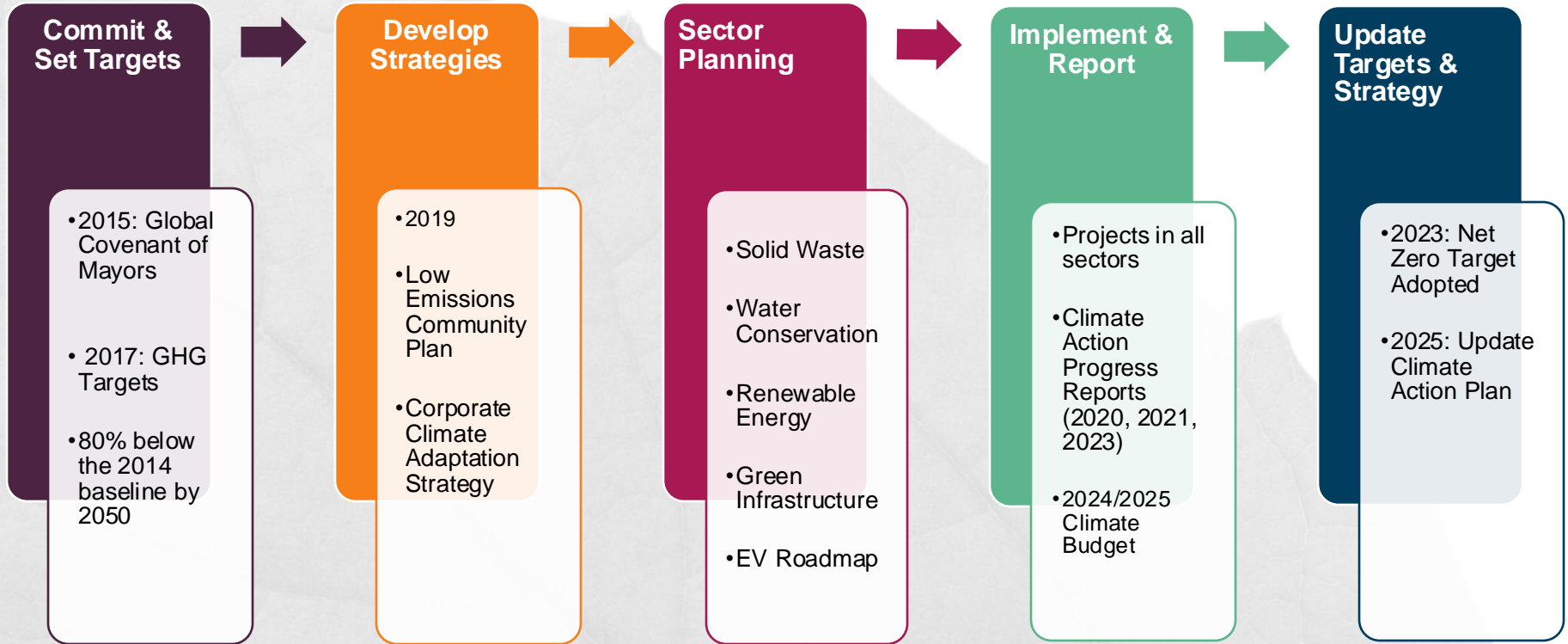


Climate Action

Progress Update & Plan Refresh



Energy Management Task Force
March 5, 2025

Climate Action Timeline



2023 CLIMATE ACTION PROGRESS REPORT

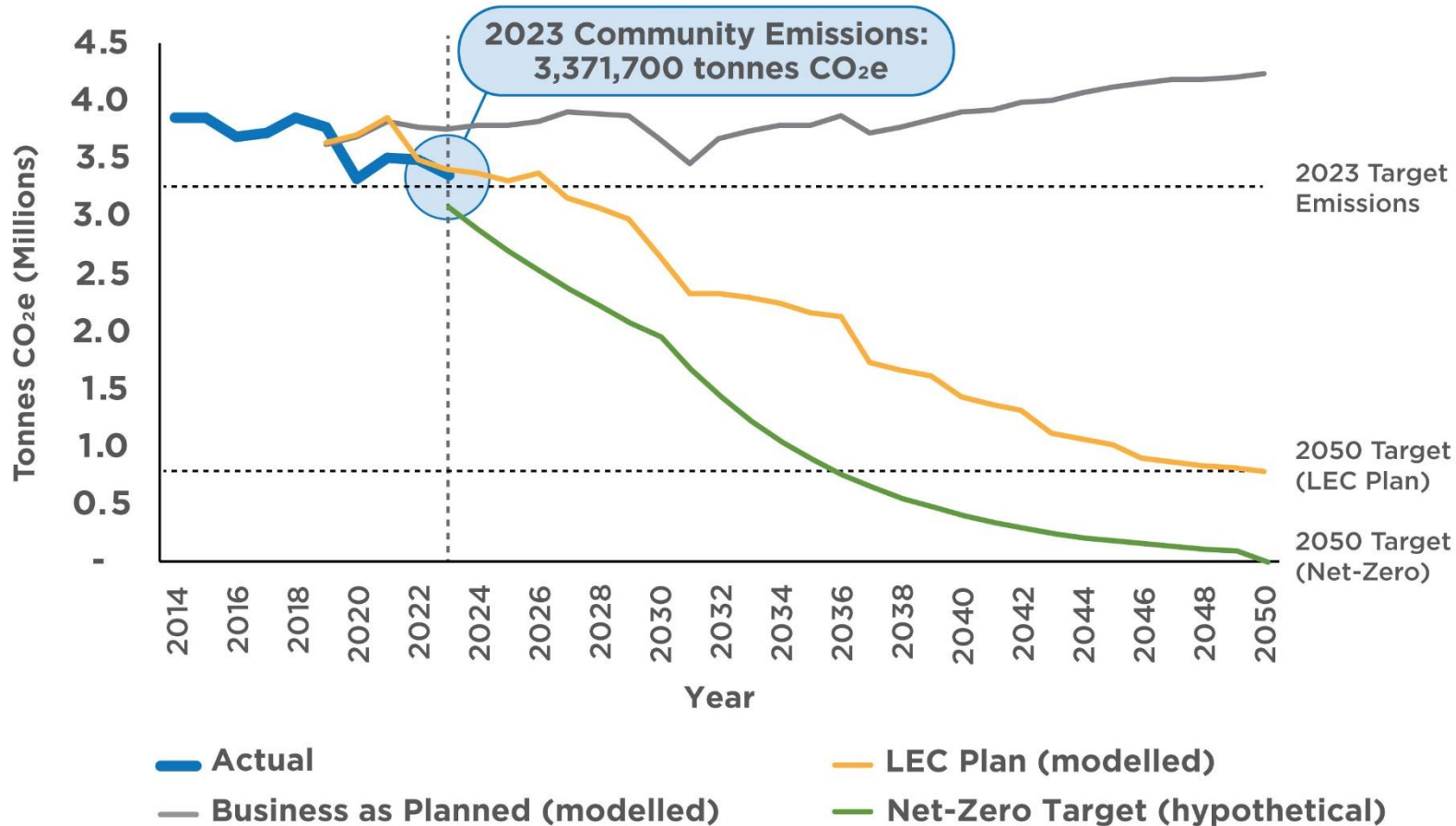
November 2024

-  Official Community Plan
-  Climate Action Plan



 **City of
Saskatoon**

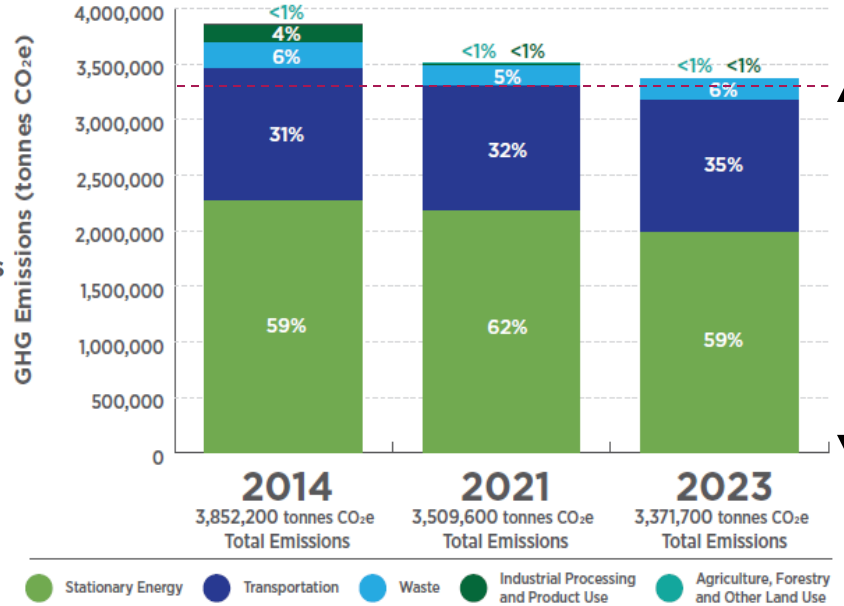
saskatoon.ca/climateaction



Community

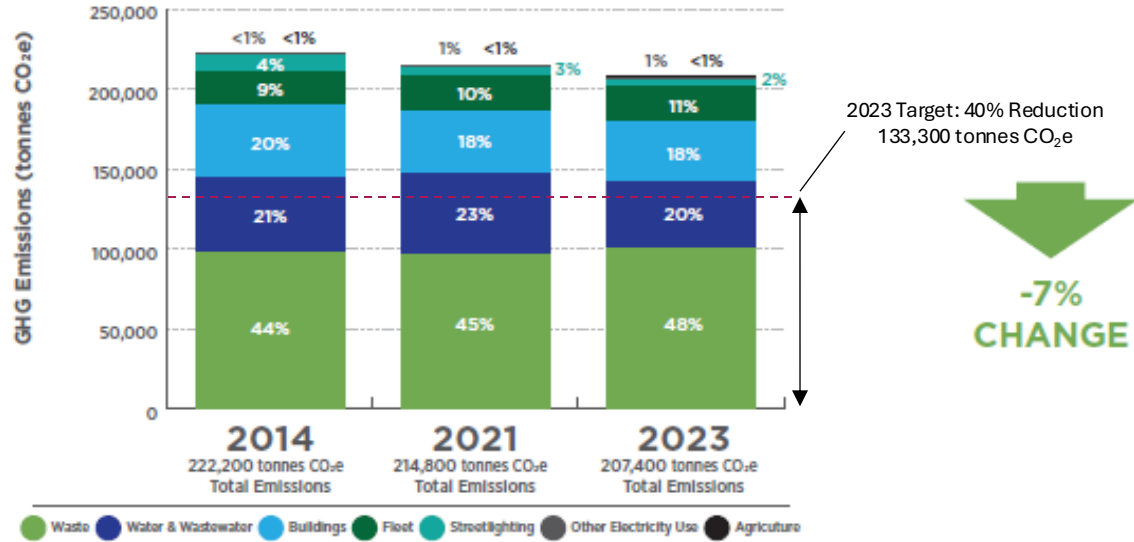
Total Results
(2014-2023)
-12%

Per Capita Results
(2014-2023)
-27%



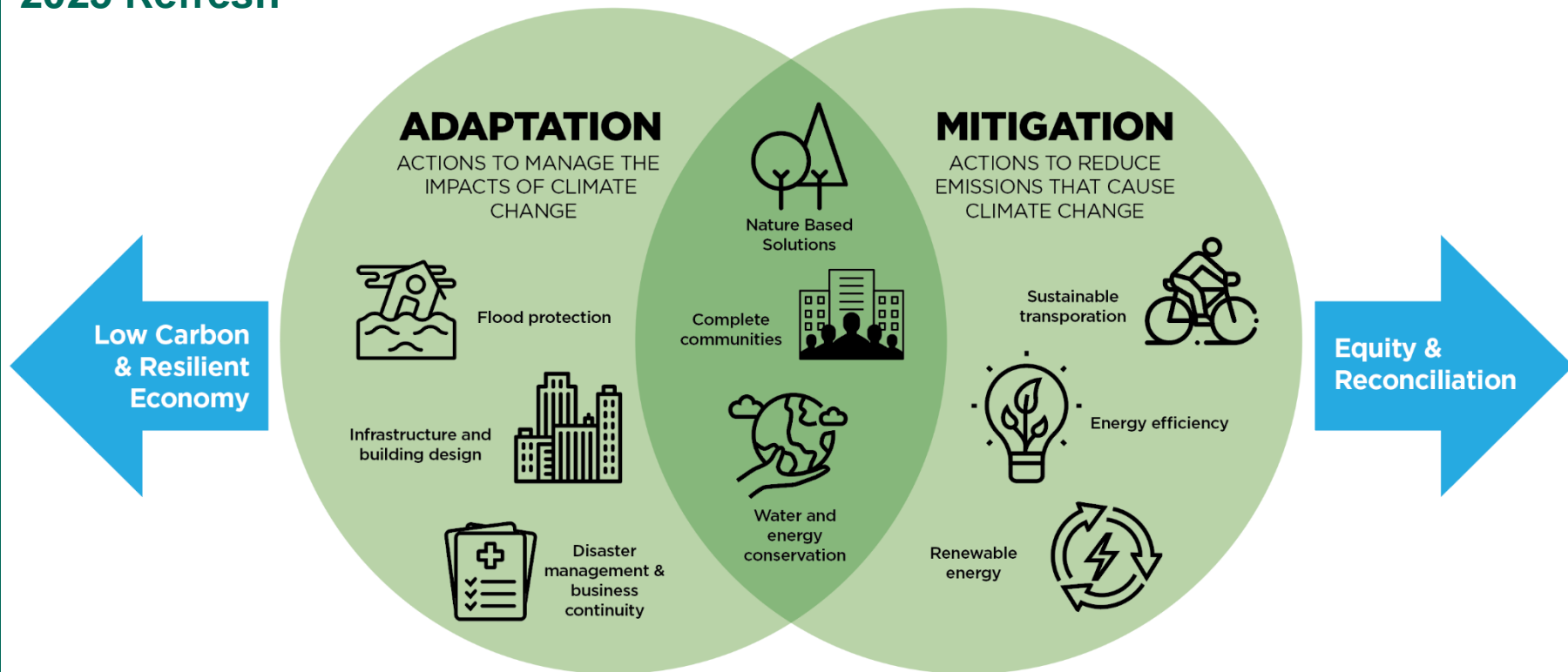
	2014	2021	2023	% Change from 2014
Stationary Energy	2,268,100	2,171,600	1,981,200	-13%
Transportation	1,194,000	1,127,600	1,190,900	Negligible
Waste	222,000	187,200	192,600	-13%
Industrial Processing and Product Use	167,600	13,000	<100	-100%
Agriculture, Forestry and Other Land Use	500	10,200	7,000	+1,266%
Total Emissions (tonnes CO₂e)	3,852,200	3,509,600	3,371,700	-12%

Corporate



	2014	2021	2023	% Change from 2014
Waste	97,600	96,300	100,500	+3%
Water & Wastewater	47,200	50,400	41,600	-12%
Buildings	45,000	39,700	36,800	-18%
Fleet	20,300	21,400	22,500	+10%
Streetlighting	11,400	5,400	4,700	-58%
Other Electricity Use	700	1,500	1,300	+98%
Agriculture	<100	<100	<100	+10%
Total Emissions (tonnes CO₂e)	222,200	214,800	207,400	-7%

Climate Action Plan 2025 Refresh



Climate Adaptation and Mitigation (Adapted from: ICLEI Canada, 2019)

	GHG Reduction Actions		Resiliency Actions	
	Community	Corporate	Community	Corporate
Low Emissions Community Plan	✓	✓	X	X
Adaptation Strategy	X	X	X	✓
2025 Climate Plan Refresh	✓	✓	NEW	✓

Toolbox for Municipal Action on Climate

Action Planning

- Data and feasibility
- Timelines for phases

Incentives

- Financial
- Process

Service Changes

- New service options
- Service structures

Regulatory

- Bylaws & regulations

Outreach

- Awareness
- Education
- Resources
- Partnerships

Supports all efforts

Leading by Example

Toolbox for Corporate Environmental Leadership	Action Planning <ul style="list-style-type: none">• Data and feasibility• Timelines for phases	Staff Engagement <ul style="list-style-type: none">• Awareness• Education• Resources <p>Supports all efforts</p>
	Asset Lifecycle Intervention <ul style="list-style-type: none">• Design and planning• Procurement• Operations• Maintenance• Disposal	

Climate Action Plan 2025 Refresh

What's else is new?

- Model net-zero by 2050
 - New interim target
 - Update BAU & financials
 - Sequestration
- Add Triple Bottom Line indicators



Implementation Portfolios

Buildings

Transport

Waste

Adaptation

Water

Land-Use

Energy
Generation

Green
Network

Buildings

Stationary Energy Emissions



13% DECREASE

Community Progress

Retrofit Loan Programs

- HELP 100+ retrofits completed
- ICI loan program approved

Education

- Energy and Water Events Team
- Home Energy Map
- Realtor Training Program

Corporate Progress

Energy Performance Contract

- 32 buildings retrofitted
- Lighting retrofits 21 buildings

High Performance Buildings

- Fire Hall #5 LEED Certification
- Harry Bailey Aquatic Centre

Buildings

Future Directions

- Community Energy Loan Program Roll-out
- Integrating adaptation upgrades

- Net-Zero Building Roadmap
 - Energy labeling & benchmarking and Building Standards

- Industry-led Community of Practice
- Energy poverty & economic efficiency indicator

- Corporate: deep retrofits feasibility & energy mgmt. plan

Energy Generation

Community Progress

- HELP – solar panels
- MyHEAT Solar Map

Corporate Progress

- Dundonald Ave Solar Farm
- Landfill Gas System
- WWTP Biogas
- Fire Hall #5 solar PV

Energy Generation

Future Directions

- Solar admin review & solar access review
- ICI Sector – Community Energy Loan
- PV solar : ACT Arena and Fire Hall #3
- Landfill gas expansion (con't)

- District energy opportunity with DEED
- Review of hydro-partnership project

Transport

Transportation Emissions

**NEGLIGIBLE
CHANGE**

Community Progress

Transit Service

- BRT Green Line funded
- 6% of modal share (from 3%)

Electric Vehicles

- ZEV Roadmap complete
- Chargers at civic centers

Corporate Progress

City Fleet

- 5 electric, 10 hybrid vehicles
- Additional procurement underway

- Transit Fleet Renewal Strategy
- 2 more electric buses in 2024

Transport

Future Directions

- EV Information Hub
- Multi-unit EV-ready bylaw requirements
- Fleet electrification financing strategy

- Scope 3 GHG evaluation of roadway materials
- Matching corporate staff commuting target

- Urban mobility equity, economic indicators

Waste

Waste Emissions



13% DECREASE

Community Progress

New Initiatives

- Residential curbside organics
- Material Recovery Center

CoS Waste Diversion

- 39,000 tonnes diverted
- 33% diversion rate

Corporate Progress

Organics

- New diversion 23 civic sites
- Onsite organics Woodlawn

Recycling

- Staff waste sorting education

Waste

Future Directions

- Material Recovery Centre diversion
- Public space waste diversion
- Refresh: Waste Reduction & Diversion Strategy
- Adaptation: major event waste
- Corporate waste diversion targets

Water

Water and Wastewater
Emissions



12% DECREASE¹

Community Progress

New Initiatives

- Water Conservation Strategy
- SmartUTIL launched

Home Energy Loan Program

- 789,000 L in 2023 from retrofits
- Rain barrel program

Corporate Progress

Pilots

- Irrigation 46 parks, 7 sport fields
 - 46 million liters conserved
- 2 spray pad pilot - More coming
 - 6 million liters conserved

Water

Future Directions

- Spay pads upgrades con't
- Water conservation education team
- Purple water irrigation pilot in 2025

- Non-potable water strategy
- Adaptation: water during heat events
- Corporate water reduction targets

Land-Use

Progress

Corridor Planning

- Walkability, transit oriented

Housing Accelerator

- Zoning changes for density

Future Directions

- Standards review for climate
- Integrated modal split analysis

- Density targets
- Corridor targets

Green Network

Progress

- Natural Area Mgmt. pilots
- Tree Protection Bylaw
- Urban Forest Management

Future Directions

- Natural Area Valuation
- Including sequestration

- Sequestration in GHG inventory
- Tree Canopy equity

Adaptation

Community

Heat Response

- 30 organizations

Flood Control

- W.W. Ashley Park Dry Pond
- Churchill Park Dry Pond
- Weaver Park Dry Pond

Corporate

- Crisis Communication Plan
- Asset Mgmt. Climate Risk
- DEED Climate assessment
- Hot-Cold-AQ work procedures

Adaptation

Next Steps

Council Report

- Climate Projections
- Climate Hazards & Risk Assessment
- Cost of Inaction report

- Stakeholder workshop (April)

Extreme Heat Events



Increased Annual Precipitation



Extreme Precipitation Events (Pluvial Flooding)



Other (e.g., Wildfire/Grassfire, Snowstorm)



Community Climate Adaptation



Improving health and wellbeing



Protecting and expanding the green network



Supporting the economy, businesses, and workers



Building & maintaining resilient infrastructure & services



Reducing the impacts of climate-related disasters

Future Directions

- Maximum indoor temperature regulation
- Climate-ready affordable housing (housing strategy)
- Adaptation into education, incentives, standards

- Tree canopy for cooling and water conservation
- Heat response: spray pads, cooling station access
- Prioritization: heat mapping & socio-economic data

Climate Plan Refresh



greener
TOGETHER



Thank You

erin.akins@saskatoon.ca